

Product data sheet

Specifications



3-phase control relay, Harmony Control Relays, 5A , 2NO, phase failure detection, 24..240V AC DC

RM35TM50MW

Product availability: Stock - Normally stocked in distribution facility

Main

Range of Product	Harmony Control Relays
Relay Type	Motor temperature control relay
Product or Component Type	Motor temperature control relay
Relay name	RM35TM
Relay monitored parameters	Phase sequence Motor temperature via PTC probe Phase failure detection
Measurement range	208...480 V AC 15...3100 Ohm
Time delay type	Without
Output contacts	2 NO
nominal output current	5 A
Contacts type and composition	2 NO
[Uc] control circuit voltage	24...240 V
Product Specific Application	For 3-phase supply

Complementary

[Us] rated supply voltage	24...240 V AC/DC 50/60 Hz, non self-powered
Supply voltage limits	20.4...264 V AC 20.4...264 V DC
Reset time	10000 ms output
Maximum switching voltage	250 V AC 250 V DC
Switching capacity in VA	1250 VA
Minimum switching current	10 mA 5 V DC
Maximum switching current	5 A AC 5 A DC
Power consumption in VA	0...4 VA 24...240 V AC
Maximum power consumption in W	0.5 W DC
Control circuit frequency	50...60 Hz +/- 10 %
Resistance across terminals	602 mOhm
Measurement voltage limits	176...528 V AC
delay at power up	500 ms
Voltage range	176...528 V

Price is "List Price" and may be subject to a trade discount – check with your local distributor or retailer for actual price.

Disclaimer: This documentation is not intended as a substitute for and is not to be used for determining suitability or reliability of these products for specific user applications

Response time	> 50 ms (input Y1 (contact Y1-T1) and push-button)
[Uc] control circuit voltage	<= 3.6 V temperature control circuit T1-T2 terminals open)
Short-circuit current	0.007 A temperature sensing circuit T1-T2 terminals short circuited)
Maximum resistance	1500 Ohm temperature sensor 68 °F (20 °C)
Tripping threshold	3100 Ohm +/- 10 % temperature control circuit
Reset threshold	1650 Ohm +/- 10 % temperature control circuit
Insulation resistance	> 500 MOhm 500 V DC between supply and relay output IEC 60255-5 > 500 MOhm 500 V DC between measurement and relay output IEC 60664-1 > 1 MOhm 500 V DC between supply and measurement IEC 60255-5 > 500 MOhm 500 V DC between supply and relay output IEC 60664-1 > 500 MOhm 500 V DC between measurement and relay output IEC 60255-5 > 1 MOhm 500 V DC between supply and measurement IEC 60664-1
[Ui] rated insulation voltage	400 V IEC 60664-1
Supply frequency	50/60 Hz +/- 10 %
Operating position	Any position without derating
Connections - terminals	Screw terminals, 1 x 0.5...1 x 4 mm² AWG 20...AWG 11) solid without cable end Screw terminals, 2 x 0.5...2 x 2.5 mm² AWG 20...AWG 14) solid without cable end Screw terminals, 1 x 0.2...1 x 2.5 mm² AWG 24...AWG 12) flexible with cable end Screw terminals, 2 x 0.2...2 x 1.5 mm² AWG 24...AWG 16) flexible with cable end
Tightening torque	5.3...8.9 lbf.in (0.6...1 N.m) IEC 60947-1
Housing material	Polycarbonate
Local signalling	LED (green) for power ON LED (yellow) for phase of relay (R2) LED (yellow) for temperature of relay (R1)
Mounting support	35 mm symmetrical DIN rail conforming to IEC 60715
Electrical durability	10000 cycles
Mechanical durability	30000000 cycles
Operating rate	<= 360 operations/hour full load
Utilisation category	AC-12 IEC 60947-5-1 AC-13 IEC 60947-5-1 AC-14 IEC 60947-5-1 AC-15 IEC 60947-5-1 DC-12 IEC 60947-5-1 DC-13 IEC 60947-5-1
Width	1.4 in (35 mm)
Net Weight	0.29 lb(US) (0.13 kg)
Control Type	Without test button

Environment

Immunity to microbreaks	20 ms 20.4 V
Electromagnetic compatibility	Emission standard for industrial environments conforming to IEC 61000-6-4 Emission standard for residential, commercial and light-industrial environments conforming to IEC 61000-6-3 Immunity for industrial environments conforming to IEC 61000-6-2
Standards	IEC 60255-6 IEC 60034-11-2
Product Certifications	GL UL GOST C-tick CSA
Marking	CE

Directives	73/23/EEC - low voltage directive 89/336/EEC - electromagnetic compatibility
Ambient Air Temperature for Storage	-40...158 °F (-40...70 °C)
Ambient air temperature for operation	-4...122 °F (-20...50 °C)
Relative humidity	95 % 131 °F (55 °C) IEC 60068-2-30
Vibration resistance	0.35 mm (f= 5...57.6 Hz) conforming to IEC 60068-2-6 1 gn (f= 57.6...150 Hz) conforming to IEC 60255-21-1
Shock resistance	15 gn 11 ms IEC 60255-21-1
IP degree of protection	IP20 IEC 60529 terminals) IP30 IEC 60529 casing)
Pollution degree	3 IEC 60664-1
Overvoltage category	III conforming to IEC 60664-1
Dielectric test voltage	2 kV AC 50 Hz, 1 min
Non-dissipating shock wave	4 kV

Ordering and shipping details

Category	US10CP222380
Discount Schedule	0CP2
GTIN	3389119405287
Returnability	Yes
Country of origin	ID

Packing Units

Unit Type of Package 1	PCE
Nbr. of units in pkg.	1
Package 1 Height	1.693 in (4.300 cm)
Package 1 Width	3.071 in (7.800 cm)
Package 1 Length	3.740 in (9.500 cm)
Package weight(Lbs)	4.480 oz (127.000 g)
Unit Type of Package 2	S03
Number of Units in Package 2	48
Package 2 Height	11.811 in (30.000 cm)
Package 2 Width	11.811 in (30.000 cm)
Package 2 Length	15.748 in (40.000 cm)
Package 2 Weight	15.212 lb(US) (6.900 kg)

Contractual warranty

Warranty (in months)	18
----------------------	----



Environmental Data

Schneider Electric aims to achieve Net Zero status by 2050 through supply chain partnerships, lower impact materials, and circularity via our ongoing “Use Better, Use Longer, Use Again” campaign to extend product lifetimes and recyclability.

[Environmental Data explained >](#)

[How we assess product sustainability >](#)



Environmental footprint

Carbon footprint (kg CO2 eq, Total Life cycle)	29
Environmental Disclosure	Product Environmental Profile

Use Better



Materials and Substances

Packaging made with recycled cardboard	Yes
Packaging without single use plastic	Yes
EU RoHS Directive	Pro-active compliance (Product out of EU RoHS legal scope)
REACH Regulation	REACH Declaration
California proposition 65	WARNING: This product can expose you to chemicals including: Lead and lead compounds, which is known to the State of California to cause cancer and birth defects or other reproductive harm. For more information go to www.P65Warnings.ca.gov

Use Longer



Lifetime extension

Repair	No
--------	----

Use Again



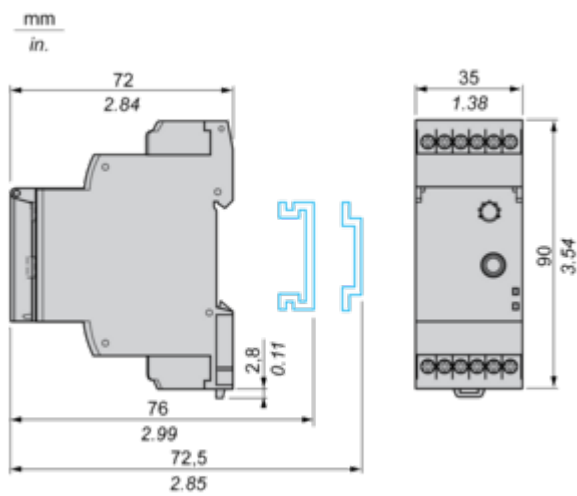
Repack and remanufacture

Circularity Profile	End of Life Information
Take-back	No

Dimensions Drawings

3-Phase Supply and Motor Temperature Control Relays

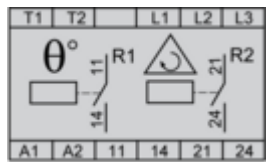
Dimensions and Mounting



Connections and Schema

3-Phase Supply and Motor Temperature Control Relays

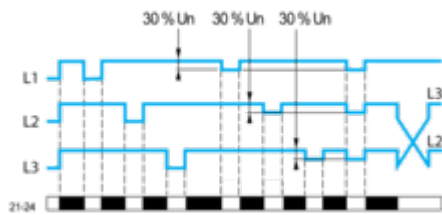
Wiring Diagram




Technical Description

Function Diagrams

Phase Sequence Control and Phase Failure Detection (U measured < 0.7 x nominal supply voltage)



Motor Temperature Control via PTC Probe



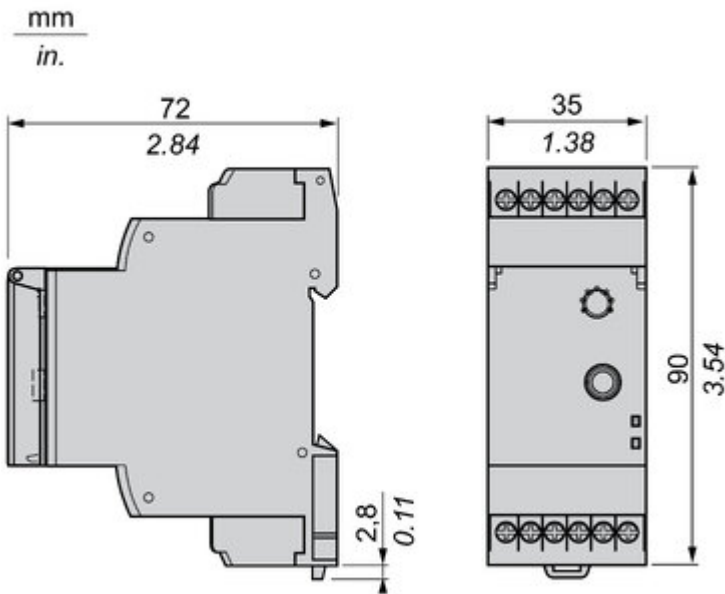
Legend

- Un Nominal 3-phase supply voltage
- R T1-T2 Resistance between terminals T1 and T2
- 11-14 R1 output relay connections
- Relay status: black color = energized.

NOTE: The temperature control relay can take up to 6 PTC (positive temperature coefficient) probes wired in series between terminals T1 and T2.

Technical Illustration

Dimensions



Offer Marketing Illustration

Product benefits / Features

Technical Benefits

Harmony Control Relay

Compliant with IEC 60255-1 standard, and a wide array of product certifications such as UL, CE, CSA, EAC.

Different product width to meet your needs: 17.5 mm/0.69 in., 22.5 mm/0.88 in., 35 mm/1.38 in.

Diagnostic button to check downstream circuit immediately, shorten the commission and troubleshooting time

Dust and unintended human intervention avoided thanks to the IP50 lead-sealable settings protection cover.

A Dial-Pointer LED indicator that enhances ease of operation in difficult environments such as dusty or low-light conditions




Offer Marketing Illustration


Product benefits / Features

Features


Harmony Control Relay




Wide monitoring parameters (phase, current, voltage, liquid level, frequency, speed, temperature, and pump control) to meet your application needs.




Experience unprecedented accuracy, predictive maintenance, and superior security.




Compatible with a wide range of applications, such as hoisting, packaging, lifts, textile, pumping, and water.



A vertical, dark-colored relay unit with multiple terminals and a central display area.



True RMS measurement that minimizes the possibility of unexpected trips from highly polluted networks (except RM17TG and RM22TG)



Green Premium labelled products, promising compliance with the latest regulations, transparency on environmental impacts, as well as circular and low-CO₂ product




Image of product / Alternate images

Alternative



